



Minsthorpe Community College

Y11 Parents' information Evening.





Minsthorpe Community College

Vision

Minsthorpe Community College: A place where everyone plays a part in strengthening our learning community through **motivation, commitment** and **care**.





Minsthorpe Community College



The year 11 team

- **Mr Max-Head of Year**
- **Mrs Ficken -Assistant Head of Year**
- **Mrs McGowan- Assistant Principal- Assessment and Outcomes**
- **Year 11 Mentors**
- **Mr Dowey -Careers support**



Minsthorpe Community College



How will my child succeed in Year 11.

- Good attendance,
- Attending Commitment,
- Revising at home,
- Accepting support.

Attendance

Every student. Every lesson. Every day!

PERCENTAGE OF STUDENTS ACHIEVING GRADE 9-4 (STANDARD PASS) IN ENGLISH AND MATHS AT MINSTHORPE IN 2025

■ Achieved Grade 9-4 in E&M

■ Did Not Achieve Grade 9-4 in E&M

0% 20% 40% 60% 80% 100%

Attendance Above 95%



Attendance Below 95%



Attendance Below 90%



Attendance Below 85%



Good attendance will secure invites to Prom- however, more importantly, it will enable exam success!

The year ahead



16th October	Y11 information evening P16 information evening
4th December	Reports issued
8 th -18th December	Y11 Mock Exams
22 nd January	Y11 Parents Evening (mock results issued)
19th March	Y11 Examination Information Evening
26 th March	Final Report Issued
5 th May- 24th June	Formal exam season (Practical sessions will begin before this)
2 nd July	Prom
20 th August	Results Day

Commitment



	Tuesday	Wednesday	Thursday	Friday
Week A	Maths Further Maths	Option B	Option E	
Week B	Science	Option A	Option C	Further Maths

Mock examinations

Year 11 mock exams will begin on at the beginning of December until the 18th.

Students should start revising for these now. If they are unsure regarding what to revise, then please encourage them to speak to their teachers.

If students require access arrangements then these should already be in place. If you have any questions about this, please speak to the Specialist Support Team.



Study Support

Home • About Us • Post 16 • What We Offer • News & Events

Contact Us



HOME → HOME → FOR STUDENTS



For Students



Year 11 Key Information



HOME → HOME → FOR PARENTS



For Parents

HOME → HOME → FOR STUDENTS → YEAR 11 KEY INFORMATION



Year 11 Key Information

Key Information for Year 11 Students

Year 11 Home Study Support

PDF

DOWNLOAD



<p>Home learning</p>	<p>Satchel: one is the key place where home learning is set. Students can also find additional materials to help them revise. www.satchelone.com</p>
<p>English Language</p>	<p>The AQA revision content on Youtube.com, called "Spotlight on GCSE English Language" is a key tool for students to use. There are four revision videos created by AQA which take students through Q4 and Q5 for Paper 1 and 2.</p> <p>https://www.youtube.com/watch?v=V5RBT_meWTc https://www.youtube.com/watch?v=_ZMm-boG0a0 https://www.youtube.com/watch?v=m3o5Z9j4ils&t=11s https://www.youtube.com/watch?v=AXOSx3Bx5tg&t=10s https://www.youtube.com/watch?v=tIWgBRhLmic</p> <p>On Satchel, students can also access and use the following resources to revise from:</p> <ul style="list-style-type: none"> • Revision Videos created by the English team that talk students through each question on Paper 1 and Paper 2. • Past Papers to practise from, with accompanying videos by the English team. • Model examples and plans of writing tasks for Paper 1 and Paper 2.
<p>English Literature</p>	<p>Via <u>Satchel:one</u>, students can access the following resources to revise from:</p> <ul style="list-style-type: none"> • Revision guides and resources produced by the English team highlight the "Core Content" for the following texts: <ul style="list-style-type: none"> • Paper 1- Macbeth • Paper 1- A Christmas Carol • Paper 2- An Inspector Calls • Paper 2- Power and Conflict Poetry • Past Papers • Model Essays and Exemplar Work • Power and Conflict Poetry Revision Videos



Minsthorpe Community College

How can Parents help?

- Make sure your child has good attendance,
- Ensure revision becomes a part of your child's daily routine,
- Provide a revision- no phone zone, which is a calm and quiet place for your child to revise,
- Praise,
- Remind them why they are doing this,
- Look forward to when this is over- it won't last forever!

If you have any questions please contact us.

Revision - Mr Ruston and Miss Middleton



Preparing to revise



2

✓ How Parents Can Help with REVISION PLANNING

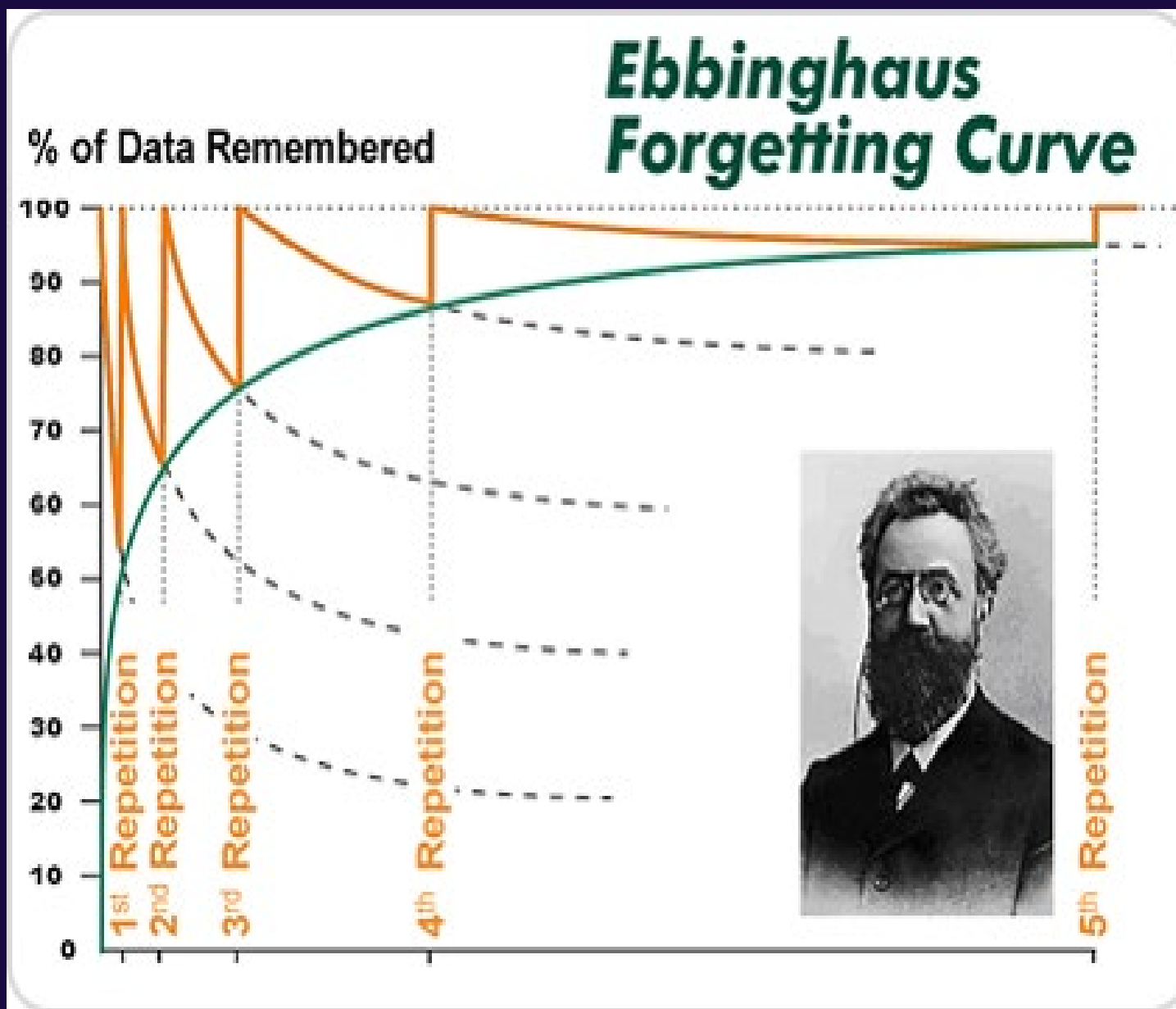
Key points:

- ▶ There is no escaping the fact that revising for GCSE exams involves many hours of personal study.
- ▶ Their final grades will not only depend on how many hours of revision they do but also how well they use this time.
- ▶ Revision plans are very individual and vary enormously but will usually involve some sort of routine and/or timetable.

It's never too soon to make a start!

There is no 'correct' time to start revising, this will depend on the individual student and the guidance they are given by their school. The sooner your child starts revising the less daunting it will be.

Most schools have mock exams (sometimes called Pre-Public Exams or PPEs) in November or December. The results from these will give your child some idea of how well they're doing and what they still need to work on. They also provide a great opportunity for your child to practise their revision techniques.



Here's an example of how your child could split up a 1-hour revision session.

20 minutes –
Completing a
revision
strategy

10 minutes – take
a break.

Try not to go on
your phone in this
time, get some
fresh air or stretch
your legs.

20 minutes –
Revise a different
topic
OR
Use a different
revision strategy

10 minutes – take
a break.

Then repeat this
cycle for another
hour with
different subjects
or topics



	Monday	Tuesday	Wednesday	Thursday	Friday	Saturday	Sunday
8am							
9am							
10am							
11am							
12am							
1pm							
2pm							
3pm							
4pm							
5pm							
6pm							
7pm							
8pm							

Tip 1: Stay positive- if you are motivated you will succeed.

Tip 2 Test yourself - use the revision strategies which you have been shown and use practice questions.

Tip 3- Be committed- stick to your plan. You can change it but make sure your stick to it.



What?

English Literature
Poems 1 to 5
Exam - 37th June

Maths
Equations
Exam - 46th June

Geography
Paper 1: Population
Exam - 1st June



When?

Monday
9am - 10am

Monday
10.30am - 12.00

Tuesday
9am - 10am
10.30am - 12.00



**What
will I
need?**

Anthology
Phone - Data
turned off
Bedroom

Exercise book
Revision Guide
Calculator
Bedroom

Exercise book
Revision Guide
LLC



**Be specific.
Narrow down
your focus.**



**Small chunks
of time. Plan in
break times.
BALANCE**



**Plan what
resources you
will need**

How to revise



4 revision strategies you
can try at home...

Strategy One: Look Cover Write Check Correct



Look

Look at the information carefully.
Read it three times.
It may help to **say** it as you read it.



Cover

Cover it with your hand or a piece of paper.



Write

Write it out from memory.



Check

Check what you have written matches the information exactly.
Have you got it correct?
If so, tick your work to show it is correct.

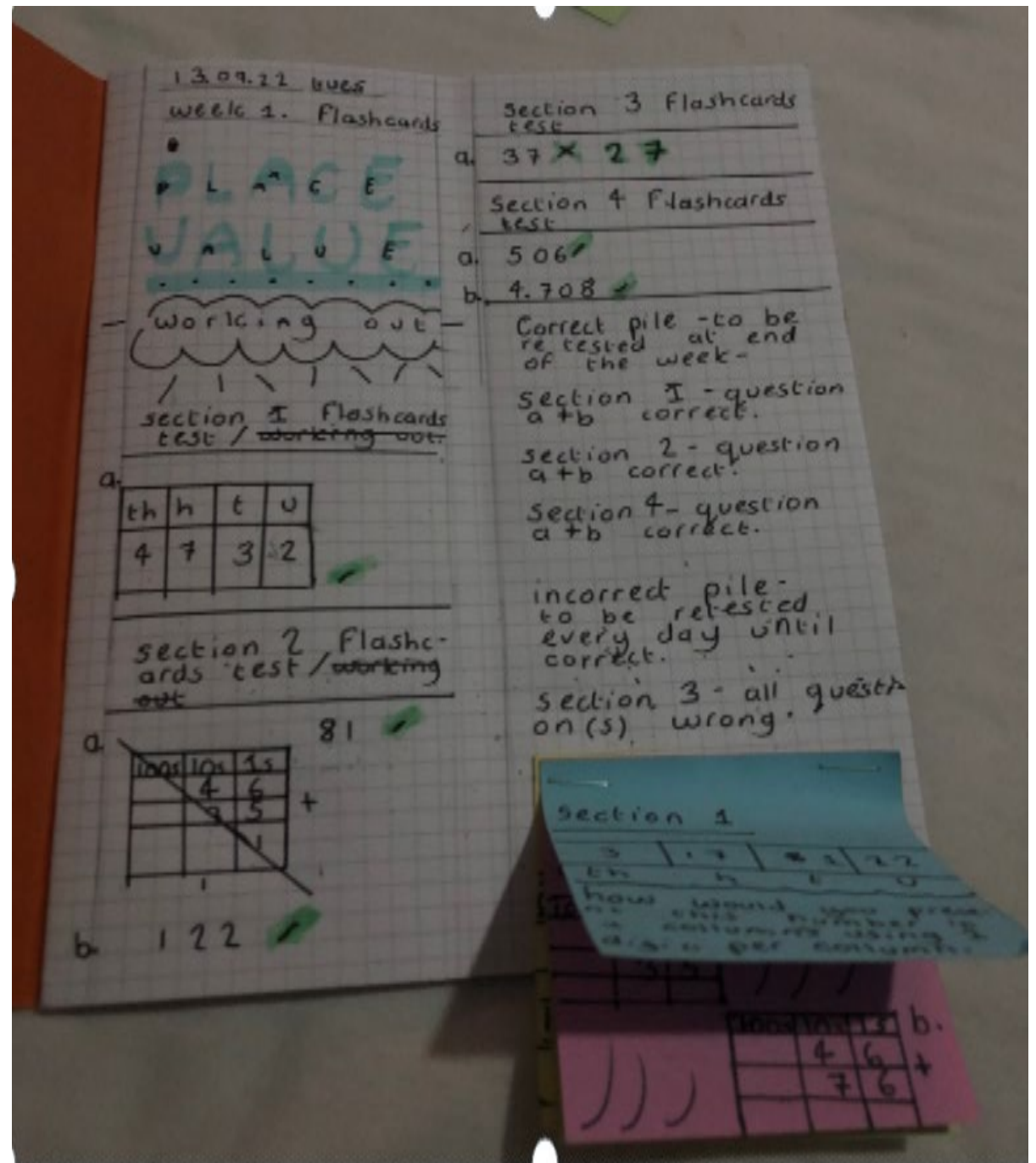


Correct

If it **doesn't match exactly**, use a different coloured pen to correct it.
Repeat.
When you get it 100% correct, move on to the **next** piece of information.

Look	Write	Check	Correct
Online safety	The safe and responsible use of the internet and the technology you use.	✓	
Primary Storage	Is directly accessed by the CPU and is normally the fastest memory in the computer. Primary storage is RAM, ROM and cache.	✓	(memory inside the CPU)
Motherboard	Holds the data and software that is currently being used.	✗	The backbone of the computer, every other piece of hardware connects to this.

Always try to write the information from memory. When you are certain you have written all you can, make any corrections in a different coloured pen in the final box.



Strategy 2: Mind Mapping

1. Read through the information.
2. Write the name of the topic in the middle of the page.
3. Split the topic into sections and add a branch for each section. You could use a different colour for each branch.
4. Add the information from your revision material onto the branches. You could also add images to help you remember.
5. If some sections link together, you could add the lines connecting them to help you remember the links.

Revising from your mind map

Read a section of your mind map and try turning it back into sentences.

Read a section of your mind map then turn the page over and try recreating it from memory.

Remember to check your mind map against your revision material and add any missing information (in a different colour) or highlight the bits you have missed.

You can leave it a few days and then try these activities again until you can remember all the key information.



Strategy Three:

Flash cards

Flash cards

Flash cards

Flash cards


Testing not summarising

How tall is Mount Everest?

8,848 metres above
sea level

FRONT

BACK



One idea, one flash card

It's easier for your brain to process simpler information so split up your longer questions into smaller, simpler ones.

Spaced repetition

- I have no clue
- I'm not too sure about this
- I really know this!

LANGAR	GURDWARA	DAIRY
HYGIENE	GURU GRANTH SAHIB	OBESITY
PROTEIN	HEALTH	PHYSICAL
CARE	CALORIES	GURU NANAK



Strategy Four: Answer exam style questions!



Write your name here

Centre Number

Edexcel GCSE

Information and Communication Technology

Unit 1: Living in a Digital World

Friday 1 June 2012 – Morning
Time: 1 hour 30 minutes

You do not need any other materials.

OCR
RECOGNISING ACHIEVEMENT

GCSE Geography B
Key Geographical Themes
Specimen Paper

Candidates answer on the question paper.
OCR supplied materials: Resource Booklet

Candidate forename

Centre Number

INSTRUCTIONS TO CANDIDATES

The Resource Booklet will be four pages long. Write your name, centre number and candidate number in the boxes at the top of the first page.

Use black ink. Pencil may be used for drawing.

Answer each question carefully. Mark your answer to each question in the space provided. Do not use the lined pages at the back of the booklet for any part of your answer.

Answer all questions.

Write in the bar codes.

INFORMATION FOR CANDIDATES

The number of marks for each question is given in brackets. The total number of marks for this paper is 100.

Questions marked with (a) and (b) are assessed on the quality of written communication (QWC) and 3(f). Questions marked with (a) and (b) are assessed on the quality of written communication (QWC) and grammar.

The document consists of 16 pages.

Centre Number								Candidate Number								
Surname																
Other Names																
Candidate Signature																

For Examiner's Use	
Examiner's Initials	
Question	Mark
1	
2	
3	
4	
5	
6	
7	
8	
TOTAL	

AQA General Certificate of Secondary Education
June 2014

Design and Technology: Electronic Products 45401

Unit 1 Written Paper
Friday 23 May 2014 1.30 pm to 3.30 pm

For this paper you must have:

- a black pen, a pencil, a ruler, an eraser and a pencil sharpener.

You may use a calculator.

Time allowed

- 2 hours

- Instructions**
- Use black ink or black ball-point pen. Use pencil only for drawing.
 - Fill in the boxes at the top of this page.
 - Answer all questions.
 - You must answer the questions in the spaces provided. Do not write



Instructions

- Write your name and centre number in the boxes at the top of the first page.
- Use black ink or black ball-point pen. Use pencil only for drawing.
- Fill in the boxes at the top of this page.
- Answer all questions.
- You must answer the questions in the spaces provided. Do not write

Check your answers if you have time at the end.



Minsthorpe Community College

Revision materials



Year 11 Key Information

Key Information for Year 11 Students

Year 11 Home Study Support

PDF

DOWNLOAD

Commitment Sessions and Prom

PDF

DOWNLOAD



Minsthorpe Community College

Parent Information Sheet – Revision

How can I help my child with Revision?

- Ensure your child has good attendance.
- Provide a space for them to revise where they will not be distracted.
- Get involved! You could quiz them or let them teach you about a concept they have been revising.
- Provide lots of support and praise.
- Help revision become a part of their usual routine through the use of a revision timetable (below).

Minsthorpe Community College Motivation - Commitment - Care

	Monday	Tuesday	Wednesday	Thursday	Friday	Saturday	Sunday
8am							
9am							
10am							
11am							
12am							
1pm							
2pm							
3pm							
4pm							
5pm							
6pm							
7pm							
8pm							

Tip 1: Stay positive. If you are motivated you will succeed.
 Tip 2: Test yourself. Use the revision strategies which you have been shown and have practice questions.
 Tip 3: Be committed. Stick to your plan. You can change it but make sure you stick to it.

Minsthorpe Community College

Revision Strategies

Strategy One: Look Cover Write
Check Correct

- Look: Look at the information carefully.
- Cover: Cover both pages and read aloud.
- Write: Write back the information.
- Check: Check your work against the information on the other page.
- Correct: Correct any mistakes.

Practice Questions

Flash Cards

Structuring Revision Time

Here's an example of how your child could split up a 1-hour revision session.

- 20 minutes – Completing a revision strategy
- 10 minutes – take a break. Try not to go on your phone in this time, get some fresh air or stretch your legs.
- 20 minutes – Revise a different topic OR Use a different revision strategy
- 10 minutes – take a break. Then repeat this cycle for another hour with different subjects or topics



Minsthorpe Community College

Success Stories

Cerys	English Language & Literature	Leeds University
Maddison	Adult Nursing	Leeds University
Maja	Psychology & Counselling	York St John
Ruby	PR, Communication & Marketing	Amey - Degree Apprenticeship
Emma	Creative Writing	Lincoln University
James	IT & Business	Sheffield Hallam University
Josh	IT & Business	Sheffield Hallam University
Lexi	Paramedic Science	Nottm Trent University
Ellie-Mai	Psychology	Sheffield Hallam University
Mitchell	Mechatronic & Robotic Engineering	Sheffield Hallam University
Molly	Psychology	York St John University
Jessica	Tattoo Artist Apprenticeship	Inc Kingz
Natek	Operating Department Practice	Sheffield Hallam University



Post 16 Aims



Motivation ♦ Commitment ♦ Care

To increase the independence of students

To allow students to access their next steps

To enable students to lead successful lives

Post 16

Progress at all Levels



Motivation • Commitment • Care

Our curriculum allows all levels of learners to succeed

From developing skills at Level 1&2 to applying to Oxford and Cambridge Universities

Expert careers advice means students have the best possible opportunity to progress onto the pathway after Post 16 for them

Post 16 Pastoral Support



Motivation • Commitment • Care

Specialist Post 16 Pastoral Team

Focused on working with students to ensure the support is correct

Use the extensive knowledge that MCC has of students with a fresh start approach

Systems influenced by the world of work

Post 16 Facilities



Motivation • Commitment • Care



Post 16

Student Centered Approach



Motivation • Commitment • Care

Promote and build independence by ensuring the students are involved in conversations

Trust the students to meet our expectations

Promote and Encourage students to be aspirant and help them reach their next steps

Post 16 Future Plans



Motivation • Commitment • Care

Multiple exit pathways available for students

Employment

Apprenticeships

University

Students are provided with all the information to make the correct choice for their future

Provide students with the skills and knowledge for them to take the best opportunities at 18

Post 16

Curriculum Offer Level 1 & 2



Motivation ♦ Commitment ♦ Care

Work Skills Pathway		
Level 1 & 2 Programmes		
Subject	Qualification	Essential
Work Skills	Level 1 and 2 Vocational	2 GCSE grades 1-3 (Support with Resit Functional Skills Maths and English if below a 4)

Next Steps Pathway (Select 2 subjects from below)		
Level 1 & 2 Programmes		
Subject	Qualification	Essential
Business	Level 1 and 2 Vocational	3 GCSE grade 3 (Support with Resit Functional Skills Maths and English if below a 4)
Child Care	Level 1 and 2 Vocational	3 GCSE grade 3 (Support with Resit Functional Skills Maths and English if below a 4)
Health & Social Care	Level 1 and 2 Vocational	3 GCSE grade 3 (Support with Resit Functional Skills Maths and English if below a 4)
Sport	Level 1 and 2 Vocational	3 GCSE grade 3 (Support with Resit Functional Skills Maths and English if below a 4)
Science	Level 1 and 2 Vocational	3 GCSE grade 3 (Support with Resit Functional Skills Maths and English if below a 4)

Post 16



Motivation ♦ Commitment ♦ Care

Curriculum Offer Level 3

Block A	Block B	Block C	Block D
Art	Criminology	Applied Science	Business
Chemistry	English Language	Biology	English Literature
Health and Social Care	Geography	Childcare	Physics
History	Maths	Food and Nutrition	Psychology
Computing	PE	Musical Theatre	
Sport (Single)		Sport (Double)	

Post 16

Curriculum Offer Level 1 & 2

Work Skills Pathway		
Level 1 & 2 Programmes		
Subject	Qualification	Essential
Work Skills	Level 1 and 2 Vocational	2 GCSE grades 1-3 (Support with Resit Functional Skills Maths and English if below a 4)

Next Steps Pathway (Select 2 subjects from below)		
Level 1 & 2 Programmes		
Subject	Qualification	Essential
Business	Level 1 and 2 Vocational	3 GCSE grade 3 (Support with Resit Functional Skills Maths and English if below a 4)
Child Care	Level 1 and 2 Vocational	3 GCSE grade 3 (Support with Resit Functional Skills Maths and English if below a 4)
Health & Social Care	Level 1 and 2 Vocational	3 GCSE grade 3 (Support with Resit Functional Skills Maths and English if below a 4)
Sport	Level 1 and 2 Vocational	3 GCSE grade 3 (Support with Resit Functional Skills Maths and English if below a 4)
Science	Level 1 and 2 Vocational	3 GCSE grade 3 (Support with Resit Functional Skills Maths and English if below a 4)

Visit the Minsthorpe
Post 16 Website



[Minsthorpe
Community
College - Post 16](#)



Motivation ♦ Commitment ♦ Care

Level 3

Block A	Block B	Block C	Block D
Art	Criminology	Applied Science	Business
Chemistry	English Language	Biology	English Literature
Health and Social Care	Geography	Childcare	Physics
History	Maths	Food and Nutrition	Psychology
Computing	PE	Musical Theatre	
Sport (Single)		Sport (Double)	

Find out more about
all our course Wakefield Prospectus



[Minsthorpe Community
College - Details](#)

Post 16 Enrolment



Motivation • Commitment • Care

Should you wish to apply to attend Post 16 at Minsthorpe please complete the application online:

<https://www.wakefieldprospectus.co.uk/>

You will need a username and password which students should have received via email on Tuesday 14th October

If you are an external candidate, you can register yourself on the website.

Post 16

What now?



Motivation ♦ Commitment ♦ Care

Please head to the KS3 canteen to have discussion with staff regarding subject specific questions

Visit the Minsthorpe
Post 16 Website



[Minsthorpe
Community
College - Post 16](#)

Find out more about
all our course at Wakefield Prospectus



[Minsthorpe Community
College - Details](#)